

Maule Aircraft Corporation

6780 BROOKLYN ROAD

JACKSON, MICHIGAN - 49201

PHONE KE6-B642
AREA CODE 517

August 29, 1967

Service Letter #13
MODELS EFFECTED M-4, M-4C, M-4T, M4S, M-4-210, M-4-210C,
M-4-220C, and M-4-220S
Mandatory on Serial No's 68 thru 94, 1C thru 10C. 1T thru 3T,
1S thru 3S, 1001 thru 1045, 1001C thru 1062C, 2001C thru 2004C
and 2001S.

Dear Customer:

Due to reports of persons unfamiliar with our aircraft confusing the fuel line, which runs across under the front seats, with the seat adjustment handle, there has been one incident in which a passenger pulled on the line by mistake causing a fuel leak in the cockpit. To eliminate this from happening we have designed a plate which when installed on the center section below the seats makes it impossible to get a hold of the fuel line by mistake.

These plates and installation instructions may be ordered from us by sending \$5.00 and your name, address, aircraft serial number and registration number.

Very truly yours,

MAULE AIRCRAFT CORPORATION

Daniel Yother
Project Engineer

DY/lm

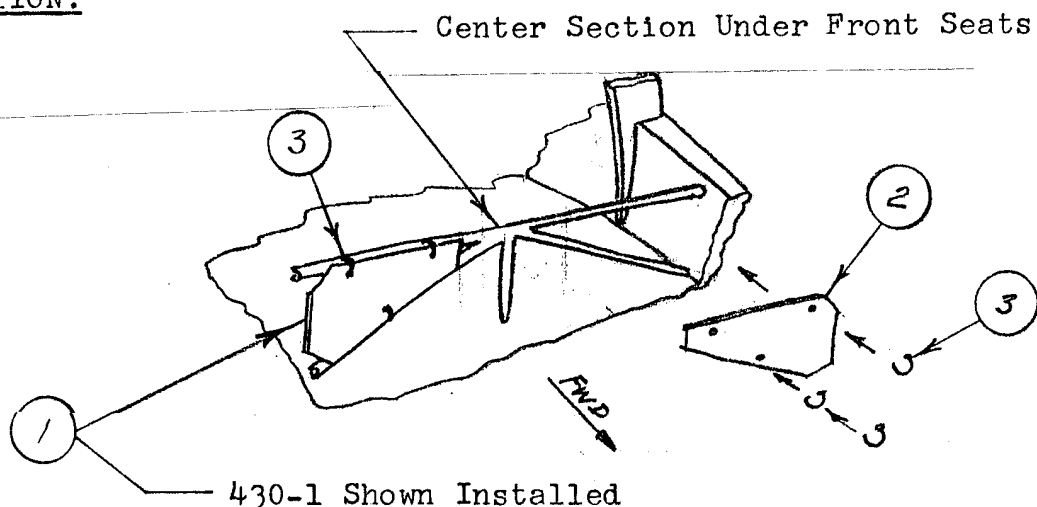
MAULE AIRCRAFT CORPORATION

INSTRUCTIONS
FOR
SERVICE LETTER #13

GENERAL: These instructions are to cover the installation of guard plates for the fuel cross over line which runs under the front seats as referred to in our service letter #13.

MATERIALS NEEDED:

Item	Name	Required
1.	R.H. Guard Plate 430-1	1
2.	L.H. Guard Plate 403-2	1
3.	Tie Clamps (TY525M T&B)	6

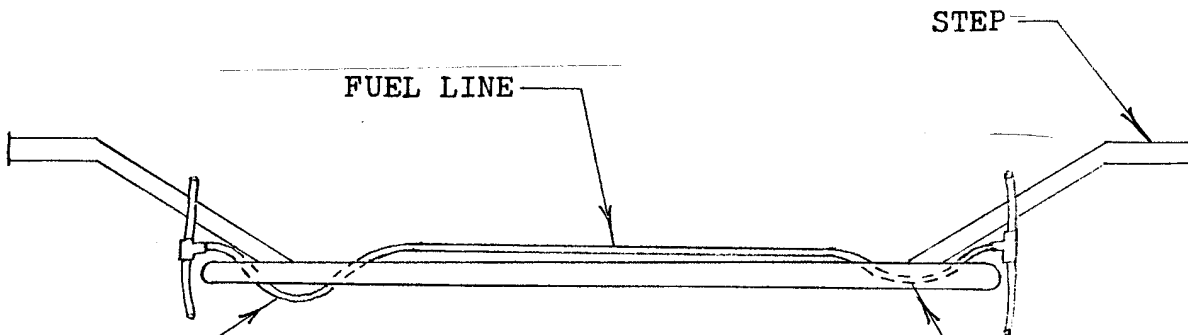
INSTALLATION:

1. Locate Guard Plates 1 and 2 over front of center section tubes as shown (Force to outside for good fit).
 2. Secure in place using 3 Tie Clamps around tubes and thru holes in 1 and 2 plates.
 3. Please fill out enclosed card and return when this installation is made.
- * If the fuel line projects forward of the center section making contact with the Guard Plate when installed, the fuel line will have to be rerouted rearward as shown on page 2 of these instructions.

MAULE AIRCRAFT CORPORATION

INSTRUCTIONS
FOR
SERVICE LETTER #13


FUEL LINE REROUTING IF REQUIRED:



-IF YOUR FUEL LINE PROJECTES FORWARD OF TUBE SECTION AS SHOWN HERE. REROUTE FOR CLEARANCE BETWEEN FUEL LINE AND GUARD PLATE AS SHOWN HERE

VIEWED FROM TOP

CENTER SECTION UNDER FRONT SEATS



ROUT FUEL LINE KEEPING IT LEVEL WITH NO LOW SPOTS.

VIEW LOOKING AFT

MAULE AIRCRAFT CORPORATION
SERVICE LETTER #13 - COMPLIANCE RECORD

Airplane Serial Number _____

Airplane Registration Number _____

The following action was taken with respect to this Service Letter:

Service Letter #13 completed

Certified by _____

(Signature)

(Printed name)

Title _____

(Owner, A&P, IA, etc.)

Date performed: _____

In an effort to keep our mailing list current for sending Service Letters, Service Bulletins, etc., please fill in the following:

Owner's name _____

Owner's address _____

Mail this Compliance Record to: Maule Aircraft Corporation
Engineering Records
Spence Field
Moultrie, GA 31768